

## Investment Option Profile - March 2024

	3 month (%)	6 month (%)	1 year (% pa)	3 years (% pa)	5 years (% pa)	10 years (% pa)	Since inception	Inception date	Fund size
Investments	6.46	7.67	13.67	16.85	9.06		7.54	May 2015	\$54.37m
Distribution Return	0.88	1.17	4.24	4.24	3.74		3.67		
Growth Return	5.58	6.50	9.43	12.60	5.32		3.87		
Personal Super	5.90	7.65	13.33	16.54	9.35		8.08	May 2015	\$157.60m
Retirement	6.57	8.60	15.06	18.56	10.53		8.99	May 2015	\$121.91m
Benchmark <sup>^</sup>	6.54	16.43	19.48	13.57	11.49		9.50		

<sup>^</sup> S&P/ASX 200 Accumulation Index +5% (100%)

Past performance is not an indicator of future performance for this option or any other option available from Colonial First State.

Returns are calculated on a cumulative year-on-year basis which are then annualised. For funds that have been in existence for less than one year, the since inception performance is actual performance since inception and not annualised. Calculations are based on exit price to exit price with distributions reinvested, after ongoing fees and expenses but excluding individual tax, member fees and entry fees (if applicable).

Please refer to the PDS for full details of the applicable fees, costs, and benchmarks.

### Investment objective

To achieve total returns (including income and capital appreciation and before fees and taxes) that exceed those of the S&P/ASX 200 Accumulation Index by 5% per annum over rolling five year periods.

### Investment strategy

The investment strategy of the option is to provide investors with access to companies listed on the Australian Securities Exchange that Lazard believes are out of favour and trading below their intrinsic value. The number of stocks will generally range between 12 and 30 depending on Lazard's active investment decisions and assessment of the relative value of the companies. The option may also invest up to 10% in companies listed on the New Zealand Stock Exchange.

### Investment category

Australian Share

### Minimum suggested timeframe

At least 7 years

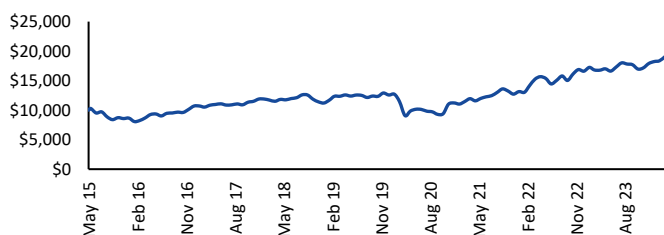
### Portfolio holdings disclosure

The money in your investment option is invested across a range of assets. To see a full list of holdings for this option, please visit [cfs.com.au/PHD](http://cfs.com.au/PHD)

### Investment ranges

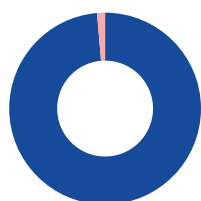
Asset class	Range	Benchmark
Australian shares	95% - 100%	100%
Cash	0% - 5%	0%

### Performance chart (\$10,000 invested since inception)



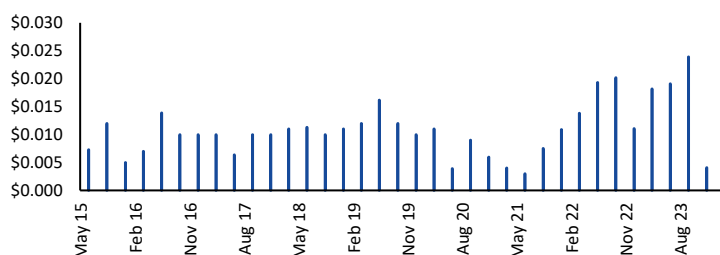
Lazard Select Australian Equity returns are calculated using exit price to exit price with distributions reinvested, net of management and transaction costs.

### Asset allocation

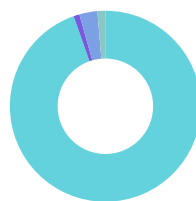


■ Australia Shares 98.65%  
■ Cash 1.35%

### Distributions (dollars per unit)



### Regional allocation



■ Australia 94.61%  
■ North America 0.99%  
■ Oceania 3.05%  
■ Cash, Futures & FX 1.35%

### Disclaimer

Avanteos Investments Limited ABN 20 096 259 979, AFSL 245531 (AIL) is the trustee of the Colonial First State FirstChoice Superannuation Trust ABN 26 458 298 557 and issuer of FirstChoice range of super and pension products.

Colonial First State Investments Limited ABN 98 002 348 352, AFSL 232468 (CFSIL) is the responsible entity and issuer of products made available under FirstChoice Investments and FirstChoice Wholesale Investments.

The investment information in this option profile is historical, produced as at the date specified above. The information below (except performance and key data information) relates to the FirstChoice Investments option only. Information for other options in the FirstChoice product range will be different and is available at [www.cfs.com.au](http://www.cfs.com.au) or by calling us on 13 13 36. We may change asset allocation and securities within the option at any time. Past performance is not an indicator of future performance for this option or any other option available from AIL And CFSIL. This document may include general advice but does not take into account your individual objectives, financial situation, needs or tax circumstances. The Target Market Determinations (TMD) for our financial products can be found at [www.cfs.com.au/tmd](http://www.cfs.com.au/tmd), which include a description of who a financial product might suit. You should read the relevant Product Disclosure Statement (PDS) and Financial Services Guide (FSG) carefully, assess whether the information is appropriate for you, and consider talking to a financial adviser before making an investment decision. You can get the PDS and FSG at [www.cfs.com.au](http://www.cfs.com.au) or by calling us on 13 13 36.

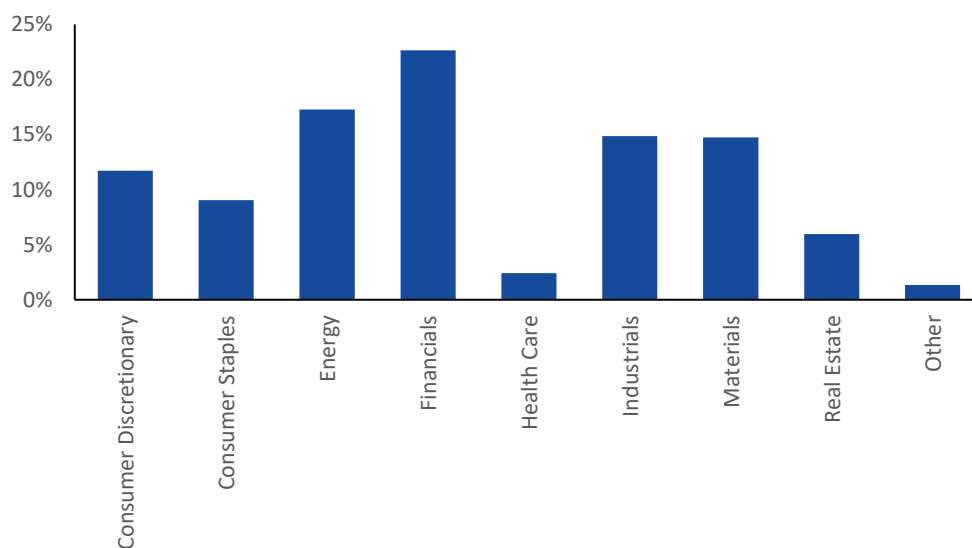
# Lazard Select Australian Equity

## Investment Option Profile - March 2024

### Top 10 holdings as at 29 February 2024

QBE Insurance Group Ltd	9.87%
Rio Tinto Ltd	7.41%
Woodside Energy Group Ltd	6.40%
Aurizon Holdings Ltd	5.33%
Santos Ltd	5.03%
Atlas Arteria Ltd	4.49%
Waypoint REIT Ltd	4.33%
Metcash Ltd	4.16%
AMP Ltd	3.94%
Whitehaven Coal Ltd	3.93%

### Sector Allocation



### Disclaimer

Avanteos Investments Limited ABN 20 096 259 979, AFSL 245531 (AIL) is the trustee of the Colonial First State FirstChoice Superannuation Trust ABN 26 458 298 557 and issuer of FirstChoice range of super and pension products.

Colonial First State Investments Limited ABN 98 002 348 352, AFSL 232468 (CFSIL) is the responsible entity and issuer of products made available under FirstChoice Investments and FirstChoice Wholesale Investments.

The investment information in this option profile is historical, produced as at the date specified above. The information below (except performance and key data information) relates to the FirstChoice Investments option only. Information for other options in the FirstChoice product range will be different and is available at [www.cfs.com.au](http://www.cfs.com.au) or by calling us on 13 13 36. We may change asset allocation and securities within the option at any time. Past performance is not an indicator of future performance for this option or any other option available from AIL And CFSIL. This document may include general advice but does not take into account your individual objectives, financial situation, needs or tax circumstances. The Target Market Determinations (TMD) for our financial products can be found at [www.cfs.com.au/tmd](http://www.cfs.com.au/tmd), which include a description of who a financial product might suit. You should read the relevant Product Disclosure Statement (PDS) and Financial Services Guide (FSG) carefully, assess whether the information is appropriate for you, and consider talking to a financial adviser before making an investment decision. You can get the PDS and FSG at [www.cfs.com.au](http://www.cfs.com.au) or by calling us on 13 13 36.